
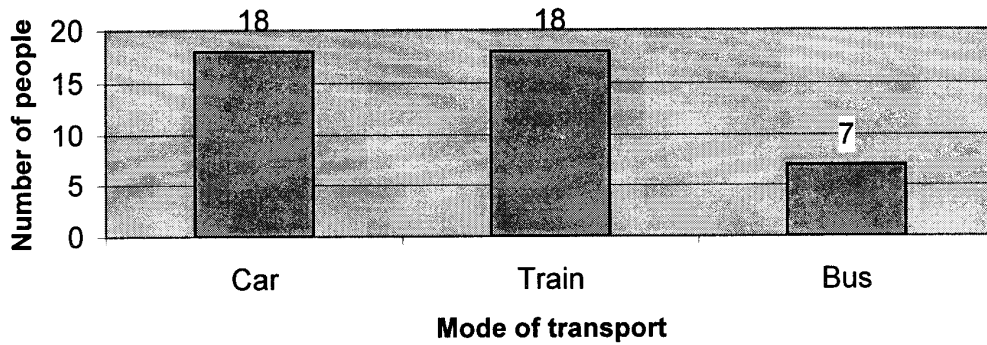


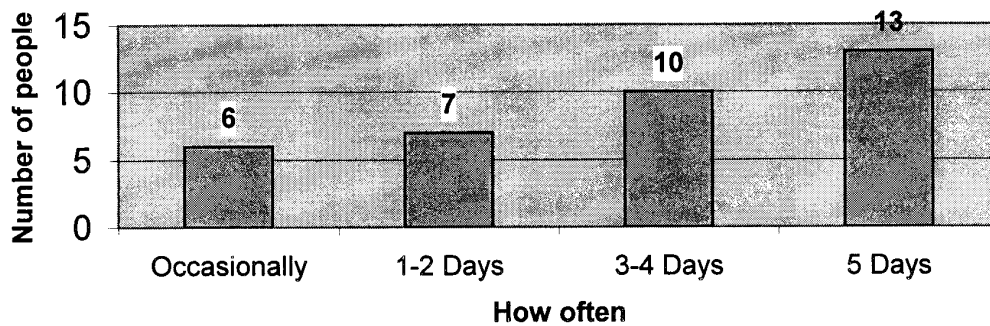
### Do you currently commute to Wellington's CBD on Weekdays?



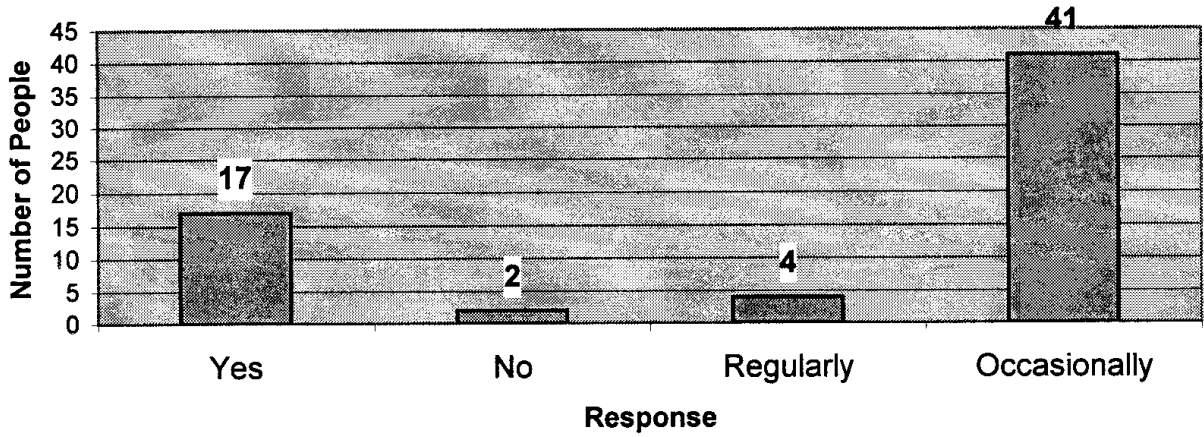
### How do you commute to Wellington's CBD?



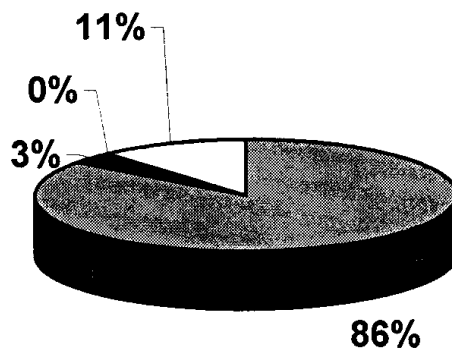
### How often would you consider using a peak hour commuter ferry service?



### Would you consider using a weekend ferry Service between Petone & Queens Wharf?



### Descriptions of Respondents



■ Adult ■ Tertiary Student □ School Child/Student □ Senior

Comments
Consider: Parking, departure from other wharves (Lowry Bay/Point Howard) Do not like transport operators being paid taxpayer subsidies.Cause more congestion Perhaps Eastbourne, Petone city loop service
Great idea Great for Petone Great as no traffic hassles
Depends on price as public transport has competitive rates.Appeal to tourists. Great idea
Timetable needs to be catered for when people start/finish work. Buses to meet ferry Needs to be regular, convenient, relaxing way to travel
Depends on cost
Great asset to Petone My daily usage would depend on price Need adequate shelter&seating 4 waiting passengers, bike parks and bus links Work in Vivian St-extra leg from QW not practical esp. in winter Efficient energy use, another choice for commuters, out of private cars
Would use it if I could take a bike for a low cost Pleasant on fine days
Do wonders for the area, spend lots of time in Petone, great for Tourists Shelter at Petone Wharf, low/no charge 4 bikes, low ferry fares
An excellent alternative
I am a Petone resident - all for the ferry service
Be great if it would travel to & from city Friday nights
Better than train. I work Southern end of town - train/bus too slow & expensive Need to have parking & Esplanade traffic congestion at Petone sorted out first. Depends if there is free parking at Petone Wharf
Great idea - all year round use Hope it will still accommodate Forest & Bird & other Somes Working Parties Local schools will make use of it for "education outside the classroom" visits
Great for everyone if competitively priced Would be good if it called into Somes Island and Eastbourne too Parking at Petone needs to be available ie.means considerable enhancement Good if you carry pushbikes