


For timetables and information
about bus and train services in
the Greater Wellington region
contact Metlink

0800 801 700
txt: bus (287)
www.metlink.org.nz



Fare go!

Have your say on a new fare structure for the Metlink network



Greater Wellington's public transport network
0800 801 700 www.metlink.org.nz



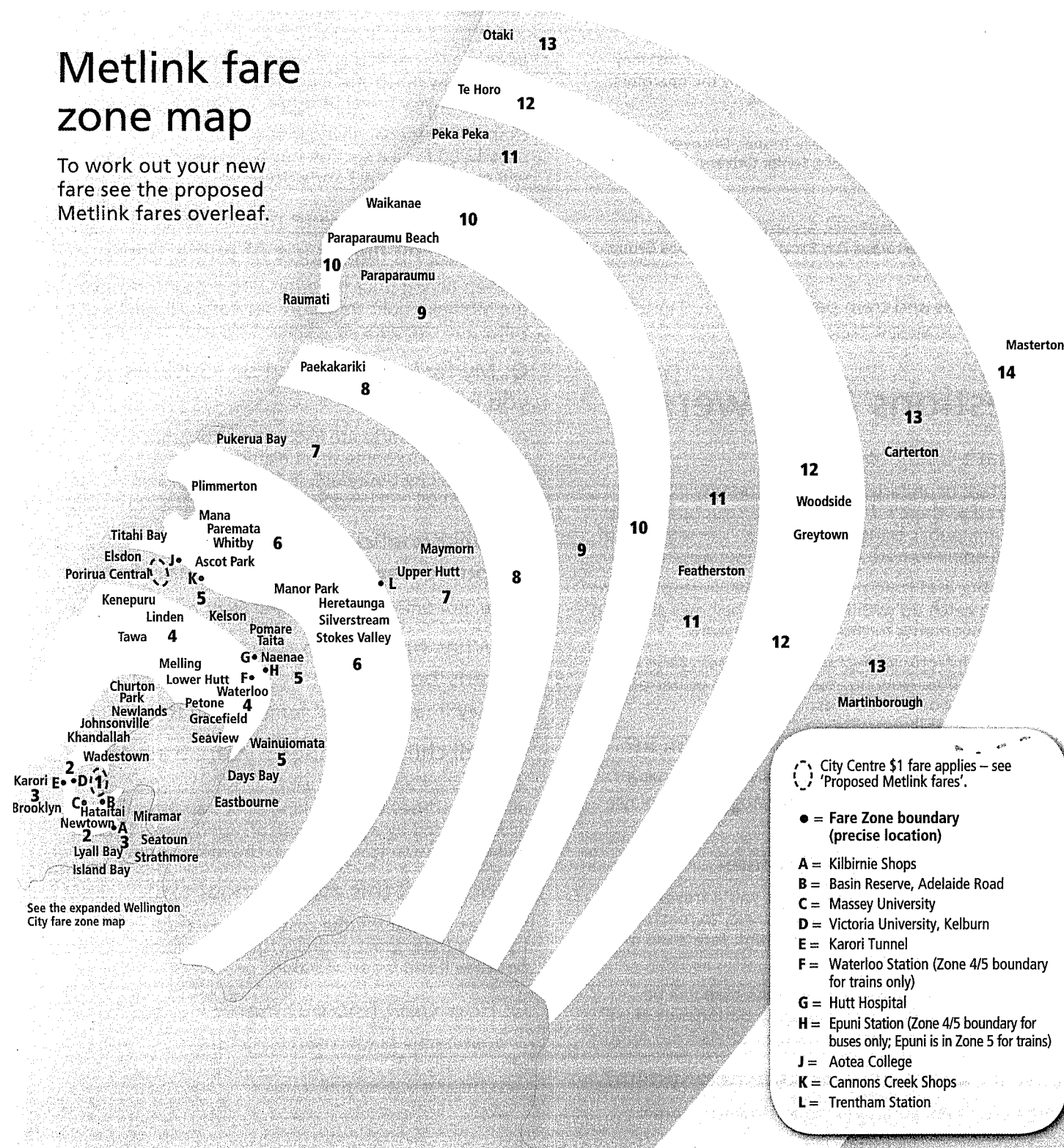
GW/TTM-G-06/04



greater WELLINGTON | Transport
REGIONAL COUNCIL

Metlink fare zone map

To work out your new fare see the proposed Metlink fares overleaf.

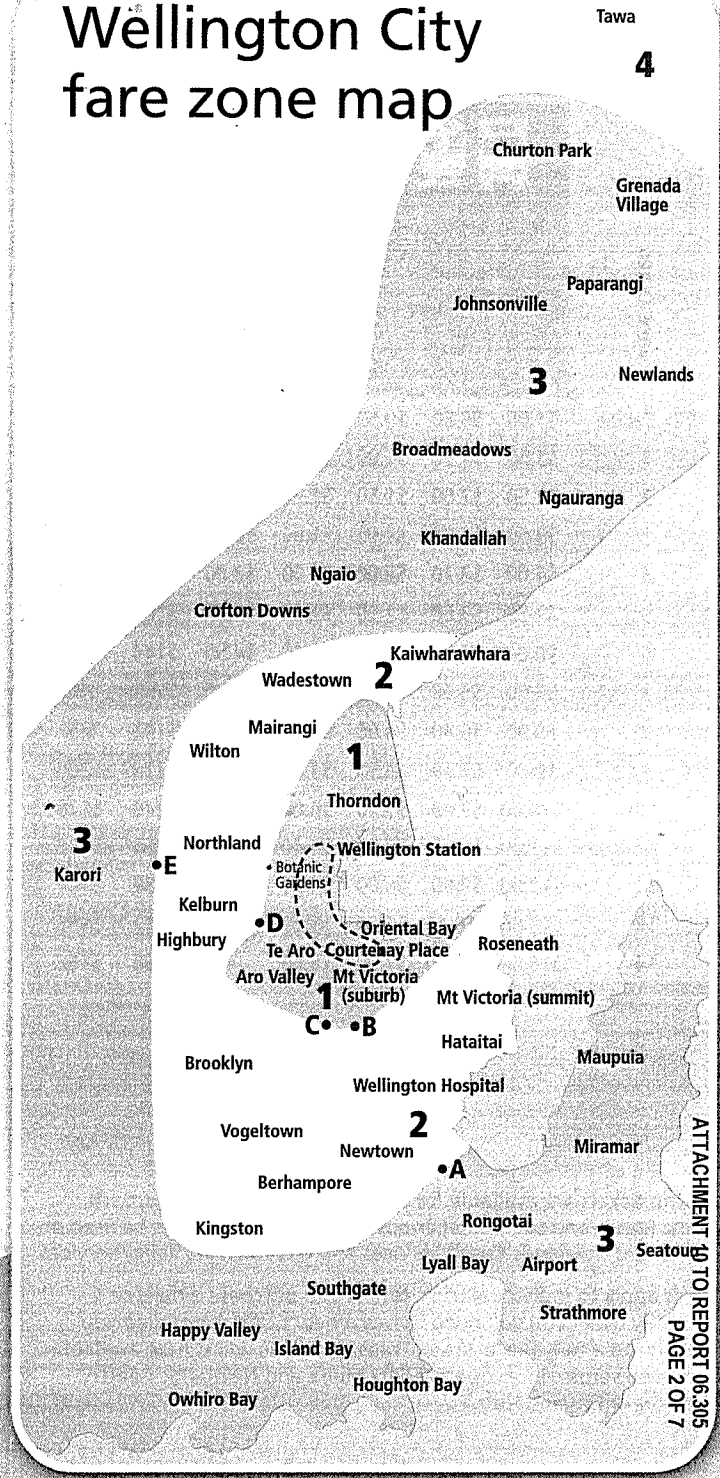


See the expanded Wellington City fare zone map




City Centre \$1 fare applies – see 'Proposed Metlink fares'.

- = Fare Zone boundary (precise location)
- A = Kilbirnie Shops
- B = Basin Reserve, Adelaide Road
- C = Massey University
- D = Victoria University, Kelburn
- E = Karori Tunnel
- F = Waterloo Station (Zone 4/5 boundary for trains only)
- G = Hutt Hospital
- H = Eponi Station (Zone 4/5 boundary for buses only; Eponi is in Zone 5 for trains)
- J = Aotea College
- K = Cannons Creek Shops
- L = Trentham Station

Wellington City fare zone map



Suggested Metlink fares

Fare Zones	  Bus or train				 Train only		
	Adult	Child	Adult (with concession)	Concession (with concession)	Adult Offpeak	Adult Monthly	Concession Monthly
City Centre	\$1.00	\$0.80	*\$0.50	\$0.40	-	-	-
1	\$1.50	\$1.20	\$1.00	\$0.80	\$1.50	\$36	\$18
2	\$2.50	\$2.00	\$1.50	\$1.20	\$1.50	\$60	\$30
3	\$3.50	\$2.80	\$2.00	\$1.60	\$2.50	\$84	\$42
4	\$4.00	\$3.20	\$2.00	\$1.60	\$3.00	\$96	\$48
5	\$4.50	\$3.60	\$2.50	\$2.00	\$3.00	\$108	\$54
6	\$6.00	\$4.80	\$3.00	\$2.40	\$4.50	\$144	\$72
7	\$7.00	\$5.60	\$3.50	\$2.80	\$5.00	\$168	\$84
8	\$8.00	\$6.40	\$4.00	\$3.20	\$6.00	\$192	\$96
9	\$9.00	\$7.20	\$4.50	\$3.60	\$6.50	\$216	\$108
10	\$10.00	\$8.00	\$5.00	\$4.00	-	\$240	\$120
11	\$11.00	\$8.80	\$5.50	\$4.40	-	\$264	\$132
12	\$12.00	\$9.60	\$6.00	\$4.80	-	\$288	\$144
13	\$13.00	\$10.40	\$6.50	\$5.20	-	\$312	\$156
14	\$14.00	\$11.20	\$7.00	\$5.60	-	\$336	\$168

City Centre fare is for journeys starting and ending between:

- Wellington Station and Courtenay Place
- Porirua Station and Whitirara Polytechnic

Wairarapa Connection: Minimum fares will continue to operate between Wellington and Upper Hutt.
Offpeak fares do not apply

10-trip tickets are available for services operated by Stagecoach, Tranz Metro and some smaller operators. Smartcards can be used on Mana and Newlands Coach Services and Cityline Hutt Valley services.

Fares apply to individual trips. Unless you purchase a daily or monthly ticket you will need to buy a new ticket every time you transfer to a new bus or train. Transfer tickets will still be available between some routes operated by Mana and Newlands Coach Services or Cityline Hutt Valley.

In October 2005 Greater Wellington Regional Council and public transport operators brought together the Wellington region's public transport services under one name – Metlink. Now we're designing a single fare structure for the Metlink network. It's another major step towards a fully integrated public transport system.

We want a fare structure for Metlink bus and train services that's fair, consistent and easy to use across the Metlink network.

You may remember that in 2003 we asked for your feedback on a simplified fare structure. Out of nearly 1,700 responses, 61% supported this and many of your suggestions have been taken on board.

This leaflet explains the preferred new structure and seeks your feedback on it. It's all about giving you "a fare go" – an opportunity to comment on our plans to make our region's public transport network even better.

New fare structure

We're planning one fare structure for all bus and train operators.

14 Metlink fare zones will be introduced to make it easier to travel across the Wellington region. These radiate out from central Wellington in a series of rings.

If supported, the new zone structure will apply to train services from 4 September 2006. Zone based fares for bus services are likely to start at the same time or soon afterwards.

Simple fare pricing

We're planning to streamline fares too.

The new fare zones will determine fares for all Metlink bus and train services.

The cost of tickets will depend on the number of zones you travel through. It's a simple system that works well in many cities overseas.

Smartcards and new 10-trip tickets will continue to give Metlink customers a 20% discount.

Another new idea is consistent Metlink concession fares for young people and senior citizens.

Everyone aged 18 years or under and over 65 years will be able to travel at approximately half price on Metlink bus and train services.

We're looking at introducing a Metlink concession card with photo ID to make it easy for people to prove they qualify for the 50% discount.

Stagecoach Wellington will phase out discount fares for beneficiaries.

Our long term plan is to introduce a single 'integrated' ticket which will enable you to travel across the Metlink network by bus, train or a combination of both.

FreePost 181120



Fare go!
Freepost 181120
Greater Wellington Regional Council
P O Box 11646
Wellington

Tape here



FreePost 181120

Paying your fare share

We're proposing to take this opportunity to bring train and bus fares in line to reflect increased public transport costs.

In most cases, fares will rise.

Operating costs have gone up and, even though rates and government funding are making an increasing contribution, we need to make sure Metlink customers pay their fair share. Train fares haven't changed since 2002 and there hasn't been a general increase in bus fares in Wellington City since 2000.

As well as catching up with higher fuel and labour costs, fare increases will help fund \$516 million of upcoming improvements to the Metlink network, such as new trains and better bus services.

We plan to increase train fares by an average 15% from 4 September 2006.

Bus fares will increase by varying amounts, either at the same time or soon afterwards.

Cable car fares will stay the same, as will the \$1 city centre bus fare. Ferry fares may increase.

Current concession fare eligibility won't change unless new Metlink concession fares are introduced – probably in early 2007.

You can expect reasonable, incremental fare increases on Metlink services over the next 10 years to keep pace with the cost of providing a quality public transport network.



Greater Wellington's public transport network
0800 801 700 www.metlink.org.nz

Feedback form

Please take this opportunity to comment on our plans to introduce a simple, single fare structure for Metlink bus and train services. Your views plus feedback on our Long Term Council Community Plan (LTCCP) will be considered before the new Metlink fare zones and fares are finalised.

We'll announce the final decisions at the end of June.

We'd appreciate it if you would complete this questionnaire and write any comments you have in the space provided (attach extra sheets of paper if necessary), then post this section to us (no stamp is required). Or you may prefer to respond online at www.gw.govt.nz/fares

We need to receive your feedback by 15 May 2006.

1. Do you support the new simple fare structure?

Yes, because

No, because

2. In 2003 when we consulted on simplifying the fare structure there was strong support for concession fares for young people and senior citizens. If these were introduced, eligible people would need a Metlink concession card with photo ID.

Do you support the introduction of a Metlink concession card with photo ID? (Card will cost between \$10.00 and \$12.00.)

Yes No

If not, why not?

3. Have you any other comments you'd like to make?

.....

.....

.....

.....

.....

.....

.....

.....

.....

.....

.....

.....

.....

.....

.....

.....

.....

.....

.....

.....

.....

.....

.....

.....

4. Your name and address (optional)

Name:

Address:

Email:

5. Do you wish to be kept informed about changes to public transport?

Yes No

The following passes will still be available but their cost may increase. Any price changes will be decided by the operators.

Bus passes

Bus King, Day Tripper and Group Day Tripper, Discovery Pass, Gold Pass, Platinum Pass, Star Pass, Senior Citizens' All Day Pass

Tranz Metro passes

Day Rover, 3 Day Weekend Rover, Group Rover, Stadium Connection ticket, Wairarapa Day Excursion, Wairarapa Group Excursion

Combined bus and train passes

Metlink HuttPlus, Metlink Explorer

Questions & answers

Q: What's likely to change?

Current fare boundaries. New fare zones will be introduced so there's a common fare structure across the Metlink public transport network. The same set of fares will apply to both bus and train services.

Fares for bus and train travel in the Wellington region will rise to catch up with higher running costs and help fund improvements to the Metlink network.

We plan to introduce new zone based train fares on 4 September 2006. New bus fares will start either on the same day or soon afterwards.

Q: How will I find out what zone I'm in?

A: By the time the new fare structure is introduced Metlink bus stop signs and station stops will display a zone number.

Q: How will I work out my fare?

A: Count the number of fare zones you'll travel through, including your boarding zone, to reach your destination – refer to the Metlink fare zone map and table of fares in this leaflet.

A new version of the Metlink network map will be produced to show the new fare zone boundaries. It will be available from Metlink timetable outlets from August.

Q: Will I pay more under the new system?

A: In most cases, you'll pay more. However, some

people may pay less and some may pay the same. Again, how much you'll pay depends on the number of fare zones you travel through.

Example: Someone living in Island Bay who currently pays \$3.00 for a 4 section bus ticket to travel to town will pay \$3.50 for a 3 zone ticket under the new system.

Q: I thought you were meant to be encouraging higher use of public transport?

A: Even taking price increases into account, travel on the Metlink public transport network will still be good value and compare very favourably with taking the car.

Q: My fare might go up by 150%. How do you justify that?

A: Only a few fares are likely go up that much. In Wellington city some short distance bus trips will cross a new fare zone boundary. In those cases 1 section fares costing \$1.00 will become 2 zone fares costing \$2.50.

Q: Will beneficiaries qualify for the proposed new Metlink concession fares?

A: No, not unless they are aged 65 or over.

Q: What happens to the 10-trip tickets I've already bought?

A: They'll remain valid for a limited time.

Q: Will children under 5 years travel free?

A: Yes, children under 5 years accompanied by an adult (or if they are travelling on a train they can be accompanied by a young person aged over 14 years) will continue to travel free on the Metlink network.

Q: How will this affect school term tickets?

We plan to increase the cost of school term train tickets to bring them more in line with the monthly child fare, but they'll still be great value.

Q: How can I find out more?

A: Contact the Metlink Service Centre, phone 0800 801 700 or visit the Metlink website at www.metlink.org.nz